






# How do we measure student learning?

- Traditional A,B,C,D,F grading and percentages will no longer be used
- The goal is for students to meet or exceed all grade-level standards. This is reported each trimester.
- Student learning is reported each trimester.




# Emerging Proficiency (EP)

Has limited or some prior knowledge

Requires support to engage in the learning

\* It is not uncommon for students to be at this level in trimesters 1 and 2




# Approaching Proficiency (AP)

Support may still be given

Partial understanding

Progressing towards proficiency




# Proficient (P)

Demonstrates proficiency

May still need occasional support

Pgd XZci YdZh cdi b ZVc eZg ZXi ^dc!



° ; 9<81@10 @41 6; A>: 1E





# Understanding the Rubrics



# Domain: Numbers and Operations in Base Ten

Indicator

Standard

ED

AD

D

Emerging

Developing

Proficient

Advanced

Exemplary

Standard Exceeded

Standard Exceeded

Standard Exceeded

Indicator	Standard	ED	AD	D
1	1.NBT.A.1	Emerging	Developing	Proficient
2	1.NBT.A.2	Emerging	Developing	Proficient
3	1.NBT.A.3	Emerging	Developing	Proficient
4	1.NBT.A.4	Emerging	Developing	Proficient
5	1.NBT.A.5	Emerging	Developing	Proficient
6	1.NBT.A.6	Emerging	Developing	Proficient
7	1.NBT.A.7	Emerging	Developing	Proficient
8	1.NBT.A.8	Emerging	Developing	Proficient
9	1.NBT.A.9	Emerging	Developing	Proficient
10	1.NBT.A.10	Emerging	Developing	Proficient
11	1.NBT.A.11	Emerging	Developing	Proficient
12	1.NBT.A.12	Emerging	Developing	Proficient
13	1.NBT.A.13	Emerging	Developing	Proficient
14	1.NBT.A.14	Emerging	Developing	Proficient
15	1.NBT.A.15	Emerging	Developing	Proficient
16	1.NBT.A.16	Emerging	Developing	Proficient
17	1.NBT.A.17	Emerging	Developing	Proficient
18	1.NBT.A.18	Emerging	Developing	Proficient
19	1.NBT.A.19	Emerging	Developing	Proficient
20	1.NBT.A.20	Emerging	Developing	Proficient
21	1.NBT.A.21	Emerging	Developing	Proficient
22	1.NBT.A.22	Emerging	Developing	Proficient
23	1.NBT.A.23	Emerging	Developing	Proficient
24	1.NBT.A.24	Emerging	Developing	Proficient
25	1.NBT.A.25	Emerging	Developing	Proficient
26	1.NBT.A.26	Emerging	Developing	Proficient
27	1.NBT.A.27	Emerging	Developing	Proficient
28	1.NBT.A.28	Emerging	Developing	Proficient
29	1.NBT.A.29	Emerging	Developing	Proficient
30	1.NBT.A.30	Emerging	Developing	Proficient
31	1.NBT.A.31	Emerging	Developing	Proficient
32	1.NBT.A.32	Emerging	Developing	Proficient
33	1.NBT.A.33	Emerging	Developing	Proficient
34	1.NBT.A.34	Emerging	Developing	Proficient
35	1.NBT.A.35	Emerging	Developing	Proficient
36	1.NBT.A.36	Emerging	Developing	Proficient
37	1.NBT.A.37	Emerging	Developing	Proficient
38	1.NBT.A.38	Emerging	Developing	Proficient
39	1.NBT.A.39	Emerging	Developing	Proficient
40	1.NBT.A.40	Emerging	Developing	Proficient
41	1.NBT.A.41	Emerging	Developing	Proficient
42	1.NBT.A.42	Emerging	Developing	Proficient
43	1.NBT.A.43	Emerging	Developing	Proficient
44	1.NBT.A.44	Emerging	Developing	Proficient
45	1.NBT.A.45	Emerging	Developing	Proficient
46	1.NBT.A.46	Emerging	Developing	Proficient
47	1.NBT.A.47	Emerging	Developing	Proficient
48	1.NBT.A.48	Emerging	Developing	Proficient
49	1.NBT.A.49	Emerging	Developing	Proficient
50	1.NBT.A.50	Emerging	Developing	Proficient





# Domain: Numbers and Operations in Base Ten

Indicator

Standard

ED

AD



D

Emerging

Developing

Proficient

Advanced



W] Vi VgZ hdb Z dei ^dch id VhhZhh hij YZci aZVgc ^c \?

- Student portfolios (samples of student work)
- Engagement with Math Routines
- Math entry tasks and review tasks

# What Are Some Things to Remember?

The indicator is cdi i ] Z CA hiVcYVgY.

The “Synergy Standard” is used to iV\ Vc Vhh^cb Zci; it is not the CA Common Core standard.

For indicators with multiple standards, ALL standards must be mastered to receive a final grade of Proficient on the report card.

TZVX] Zgh VgZ gZhedch^WZ [dgiZVX] ^c\ ALL \gWYZ-aZkZahiVcYVgYh ZkZc

W] Vi VgZ hdb Z hj \\Zhi ^dch id ] Zæ igvX  
Sij YZci Pgd\gZhh?

Print out a rubric (ELA & Math) for each student. Use a marker to mark the rubric where the student is in their learning. Use a different color for each trimester.

When entering assignments in Synergy, title the assignment with the actual CA standard in parenthesis. [ex: Rounding Numbers to Millions (NBT.3)].

Qj X L c RZhdj gXZh

K-5 [Elementary One-Pager](#) with ELA/MATH Rubrics and Curriculum Guides

[ELA](#) webpage

Elementary [MATH](#) webpage

[Summary](#) of Presentation